

LISUS[®]

DESIGN • ENGINEERING • MANUFACTURING

M Series sliding doors



m1



m2



m3



M1 Entrance

SINGLE LEAF

*M1-ES-1
(Wall to Wall)*



*M1-ES-2
(Pipe to Wall)*



*M1-ES-3
(Pipe to Glass)*





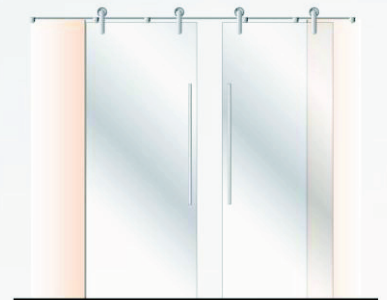
M1 Entrance

DOUBLE LEAF

*M1-ED-1
(Wall to Wall)*




*M1-ED-2
(Pipe to Wall)*




M1 Shower



*M1-SS-2
(Wall to Wall)*



*M1-SS-1
(Glass to Wall)*



*M1-SD-1
(90° Corner)*





M2 Shower

*M2-SS-1
(Glass to Wall)*




*M2-SS-2
(Wall to Wall)*



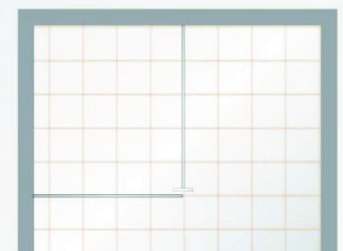
M2 Shower



*M2-SD-1
(90° Corner)*



*M2-SP-1
(Space Saver)*



M3 Entrance

SINGLE LEAF



*M3-ES-1
(Wall to Wall)*



*M3-ES-2
(Pipe to Wall)*





M3 Entrance

DOUBLE LEAF

*M3-ED-1
(Wall to Wall)*



*M3-ED-2
(Glass to Glass)*





www.lisus.com

DESIGN • ENGINEERING • MANUFACTURING

LISUS TECHNOLOGY PTE LTD

BLK 1090, LOWER DELTA ROAD
#04-01/02, SINGAPORE 169201
TEL: +65 6262 1181
FAX: +65 6262 4368

LISUS EMIRATES ALUMINIUM
& GLASS CONT. LLC

P.O. BOX 60527
INDUSTRIAL AREA #1, SHARJAH, UAE
TEL: (971) 6539 4451
FAX: (971) 6539 4821

DY LISUS MANUFACTURING

DY ECONOMIC DEVELOPMENT ZONE
DONGYING CITY
SHANDONG